

# FACT SHEET 2014-2015

## MOUNT VERNON NAZARENE UNIVERSITY

*Life Changing*

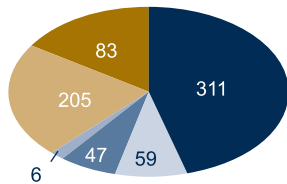




MVNU Average ACT Score: 2013: 22.9 2014: 22.5

National Average: 21.0

New Students:



Traditional Non-Traditional

FF FR-SR

TR GRAD

PS/GU

RE-AD

423 288

Total = 711

Total Enrollment by Classification:

Classif.	2013 Total	2014 Total	2014					
			Trad		Non-Trad		Total	
			M	F	M	F	M	F
FR	363	463	148	232	27	56	175	288
SO	232	264	101	144	12	7	113	151
JR	851	616	92	131	101	292	193	423
SR	328	360	123	198	15	24	138	222
PS	50	65	28	37			28	37
GU/SC	5	3	1	1		1	2	1
Grad	400	372			117	255	117	255
Subtotal			493	743	272	635	766	1,377
<b>Total</b>	<b>2,229</b>	<b>2,143</b>	<b>1,236</b>	<b>907</b>			<b>2,143</b>	

2014 MVNU Retention Rate: 82%

Total Enrollment by Degree Status:

	F-T		P-T		Total	FTE
	M	F	M	F		
Undergraduates						
FR (incoming)	117	194			311	321.3
Other 1st yr, degree-seek	28	35	3	3	69	65.9
All other degree-seeking	359	646	112	206	1,323	1,196.5
<b>Total degree-seeking</b>	<b>504</b>	<b>875</b>	<b>115</b>	<b>209</b>	<b>1,703</b>	<b>1,583.7</b>
All non-degree seeking	4	9	26	29	68	58.9
<b>Total undergraduates</b>	<b>508</b>	<b>884</b>	<b>141</b>	<b>238</b>	<b>1,771</b>	<b>1642.6</b>
<b>Total graduates</b>	<b>63</b>	<b>127</b>	<b>54</b>	<b>128</b>	<b>372</b>	<b>308.6</b>
<b>Total all students</b>	<b>571</b>	<b>1,011</b>	<b>195</b>	<b>366</b>	<b>2,143</b>	<b>1951.2</b>

Historical Headcount:

Year	Trad	Non-Trad	Grad	Total
2012	1,236	520	511	2,267
2013	1,232	597	400	2,229
2014	1,236	537	370	2,143

Non-Traditional Students:

Site Location	Undergraduate	Graduate	Total
Columbus-New Albany	94	130	224
Mansfield	108	3	111
Mount Vernon (downtown)		9	9
Mount Vernon (main)	79	66	145
Newark	135	19	154
Online	133	129	262
Video-conferencing		2	2
<b>Total</b>	<b>549</b>	<b>358</b>	<b>907</b>

Total Enrollment by Ethnicity:

Ethnicity	FF	Trad	Non-Trad	Grad	Total
Am. Ind./Alaska	1	1	1	1	3
Asian	3	8		4	12
Black	10	39	35	40	114
Hispanic	9	24	9	5	38
Haw./Pac. Isl.		1	2		3
Non-Res. Alien	6	23		2	25
Two or more	10	11	1		12
White	262	1,060	406	287	1,753
Unknown	10	69	83	31	183
<b>Total</b>	<b>311</b>	<b>1,236</b>	<b>537</b>	<b>370</b>	<b>2,143</b>

Age and Gender:

Age	Trad		Non-Trad		Grad		Total
	M	F	M	F	M	F	
<18	13	25					38
18-19	179	292					471
20-21	189	307	2	7			505
22-24	93	103	17	34	3	30	280
25-29	12	8	44	101	14	44	223
30-34	1		49	72	6	21	149
35-39	3	3	47	82	4	18	157
40-49	2	4	50	124	7	38	225
50-64		1	22	47	7	13	90
>64	1			2	1	1	5
Unknown							
<b>Total</b>	<b>493</b>	<b>743</b>	<b>231</b>	<b>469</b>	<b>42</b>	<b>165</b>	<b>2,143</b>

Geographic Distribution:

State of Residence	2013		2014	
Ohio	2,059	92%	1,976	92%
West Virginia	28	1%	36	2%
Pennsylvania	24	1%	16	1%
Michigan	18	1%	14	1%
Kentucky	16	1%	16	1%
Indiana	11	1%	7	0%
Other US	56	3%	48	2%
Foreign Countries*	17	1%	30	1%
<b>Total*</b>	<b>2,229</b>	<b>100%</b>	<b>2,143</b>	<b>100%</b>

\* Includes 29 states & 12 foreign countries/US territories (Bermuda, Columbia, Ghana, Honduras, Ireland, Jamaica, New Zealand, Puerto Rico, Republic of South Korea, South Africa, Tanzania, and Thailand).

Most Popular Denominations:

Denomination	2013		2014		2014	
	Total		Total		Trad	Non-Trad
Nazarene	532	24%	507	24%	439	68
Non-denominational	191	9%	196	9%	128	68
Christian	178	8%	191	9%	52	139
Baptist	194	9%	173	8%	102	71
Catholic	120	5%	127	6%	47	80
United Methodist	130	6%	122	6%	72	50
Church of Christ	49	2%	54	3%	30	24

Nazarene, State and County:

Student Status	Nazarene		Ohio		Knox County	
FR (first-time)	101	32%	274	88%	26	8%
Traditional	439	36%	1086	86%	183	15%
Non-Traditional	28	5%	532	99%	41	8%
Graduate	40	14%	358	97%	36	10%
<b>Total</b>	<b>507</b>	<b>24%</b>	<b>1976</b>	<b>92%</b>	<b>260</b>	<b>12%</b>

MVNU has been ranked:

11th on The Affordable College Foundation's list of the Best Online Christian Colleges for 2015.

77th on Educate to Career's 2015 index of best value schools. This places MVNU in the top 7% of all colleges indexed.

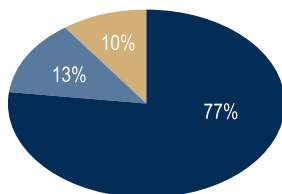
13th on BestColleges.com list of The Best Colleges for Intramural Sports.



## TUITION/FINANCIAL AID

Full-Time:	2013-14	2014-15
Tuition (Traditional)	\$23,690	\$24,400
Room/Apartment	3,900	4,056
Board	3,080	3,204
Technology Fee		250
Per Credit Hour	658	678

■ Tuition  
■ Room  
■ Board



### 2013-14 Financial Aid:

**1,814** undergraduates (92%) received \$35,324,225 in aid, including work-study, averaging **\$19,473** per undergraduate. **380** graduate students (47%) received \$6,034,921 in aid, averaging **\$15,881** per graduate student.

Government:	2012-13	2013-14
Loans	\$19,818,271 48%	\$21,025,194 49%
Scholarship/Grant	4,594,462 11%	4,506,444 10%
Employment	220,374 <1%	164,765 <1%

### MVNU:

Scholarship/Grant	13,396,271 33%	\$14,472,158 34%
Employment	593,076 1%	712,100 2%

### Other:

Scholarship/Grant	1,609,948 4%	1,005,302 2%
Private Loan	1,010,804 3%	1,226,976 3%
<b>Total</b>	<b>\$41,243,206 100%</b>	<b>\$43,113,939 100%</b>

## STUDENT LIFE

### Honor Societies by Type and Beginning Date:

National:	Alpha Chi Ohio Delta	1978
Nazarene:	Phi Delta Lambda	1976
Departmental:	Delta Mu Delta (Business)	1976
	Sigma Tau Delta (English)	2005
	Psi Chi (Psychology)	2010
	Sigma Theta Tau (Nursing)	2013

On-Campus Residents:	2013	2014
# Residents (% Trad Undergrad)	986 80%	991 80%
Resident Hall Capacity (% Full)	1,146 86%	1,146 86%

Resident Student Participation:	2012-13	2013-14
Female Intramurals	481 63%	452 68%
Male Intramurals	425 90%	827 175%

Student Life Contacts:	2013-14
Individual Counseling Contacts*	1,331
Provided Training Seminars	216
Individual Career Contacts	203
Events (Workshops, Information Sessions, Career Fairs, etc.)	79
Student Health Visits	1,036

\*Includes professional/clerical staff.

### Student Body and Class Presidents:

**Ethan Briggs**, Student Government Association President  
**Morgan Wade**, Senior Class President  
**Carley Phillips**, Junior Class President  
**Bailey Hardin**, Sophomore Class President  
**Alexis Mahan**, Freshman Class President

## ATHLETICS

**National:** NAIA  
**Mascot:** Cougars  
**Colors:** Blue and Green  
**Conference:** Crossroads League



Athletic Teams:	M	F	Season
Soccer	X	X	Fall
Volleyball		X	Fall
Cross Country	X	X	Fall
Golf	X	X	Fall/Spring
Basketball	X	X	Winter
Baseball	X		Spring
Softball		X	Spring
Track and Field	X	X	Spring

### Facilities:


Ariel Arena - Basketball, Volleyball  
 Donoho Recreation Center - Intramurals  
 Cougar Field - Baseball, Soccer, Softball

### Athletic Director:

Keith Veale

### Sports Info Director:

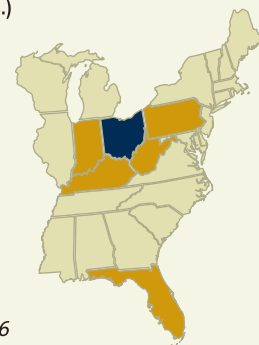
Kirk McDonnell



## ALUMNI

### Geographic Distribution of Alumni by Top Seven States: (Includes only alumni with current addresses.)

Top Seven States	2014
Ohio	13,744 74%
West Virginia	501 3%
Pennsylvania	430 2%
Florida	407 2%
Indiana	304 2%
Kentucky	257 1%
Texas	250 1%
All Other	2,723 15%



*Total # of living alumni: 19,283*

*Total # of known correct addresses: 18,616*



### 2014 DISTINGUISHED ALUMNI SERVICE AWARD

**Jeffrey Blackwell**  
 Cincinnati Chief of Police  
 ('06 BBA)

# Academic Majors 2013

# Academic Majors 2014



## Fall 2013 Enrolled Majors, Teaching Faculty & Graduates

# Rankings of the ten most popular traditional baccalaureate majors in 2013.

School	First Major	Instructional Faculty			Graduates		
		Contract Status					
Department/Program	Total	F-T*	P-T/Adj	Tot	FTE	Doc	Bac Assoc Grad
<b>Arts &amp; Humanities</b>	<b>212</b>	<b>17</b>	<b>33</b>	<b>50</b>	<b>25.43</b>	<b>19</b>	<b>49</b>
Art	26	2	4	6	3.05		7
Communication <sup>8</sup>	53	4	7	11	4.81	5	12
English	32	3	8	11	5.79	7	7
Graphic Design	33	1	1	2	1.13		10
History	26	3	2	5	3.23	3	7
Modern Language	15	1	2	3	1.40	1	3
Music	27	3	9	12	6.03	3	3
<b>Business</b>	<b>566</b>	<b>16</b>	<b>23</b>	<b>39</b>	<b>28.56</b>	<b>12</b>	<b>142 1 117</b>
Accounting	33	1		1	1.17		4
Business <sup>3</sup>	99	5		5	4.56	2	20 1
Business Admin (BBA)	260	3	20	23	10.34	2	118
<u>MBA</u>	164	7	3	10	12.50	8	112
<u>MSM</u>	10						5
<b>Education/Prof Stds</b>	<b>689</b>	<b>26</b>	<b>42</b>	<b>68</b>	<b>42.72</b>	<b>17</b>	<b>110 1 139</b>
Early Childhood Ed. <sup>4</sup>	80	8	11	19	15.19	6	18
Intervention Specialist <sup>9</sup>	38						12
Middle Childhood Ed. <sup>10,5</sup>	37						11
Exercise Studies	19						6
Physical Education	5	6	8	14	3.41		5
Sports Mgmt.	12						5
Family & Cons. Sci.	14	1	2	3	1.63	1	6 1
Social Work <sup>6</sup>	58	2	4	6	3.13	2	10
Social Work (deg comp)	230	2	8	10	5.62	1	37
<u>MAEd (ISG)</u>	59						46
<u>MAEd (CUI)</u>	2						20
<u>MAEd (PEL)</u>	104	7	9	16	13.74	7	73
Other/Certificate	31						
<b>Natural/Social Sci.</b>	<b>271</b>	<b>19</b>	<b>6</b>	<b>25</b>	<b>20.98</b>	<b>19</b>	<b>50</b>
Biology <sup>2</sup>	102	6		6	5.77	5	15
Chemistry/Phy. Sci.	19	3	1	4	3.14	3	5
Computer Science	34	2		2	1.75	2	3
Criminal Justice <sup>10,5</sup>	35	1	1	2	1.00		11
Mathematics	28	2	4	6	4.19	4	1
Psychology <sup>7</sup>	47	4		4	4.13	4	14
Sociology	6	1		1	1.00	1	1
<b>Nursing<sup>1</sup></b>	<b>158</b>	<b>4</b>	<b>3</b>	<b>7</b>	<b>5.66</b>	<b>1</b>	<b>28</b>
<b>Theology/Philosophy</b>	<b>159</b>	<b>9</b>	<b>17</b>	<b>26</b>	<b>13.77</b>	<b>11</b>	<b>23 12</b>
Christian Ministry	50	2	8	10	4.47	2	18
Philosophy	5	1	1	2	1.25	1	1
Religion <sup>5</sup>	74	5	4	9	5.35	4	4
<u>MMin (PRT)</u>	30	1	4	5	2.71	4	12
<b>Other</b>	<b>174</b>	<b>15</b>	<b>15</b>	<b>15</b>	<b>9.36</b>	<b>4</b>	
Non-Trad (Gen Ed)	99		7	7	5.27	2	
Interdisciplinary Studies	1		8	8	4.08	2	
Undeclared	23						
Postsecondary	50						
Guests	1						
<b>Subtotal</b>							<b>402 2 268</b>
<b>Total</b>	<b>2,229</b>	<b>91</b>	<b>139</b>	<b>230</b>	<b>146.48</b>	<b>83</b>	<b>672</b>

\* Includes faculty with F-T contracts that include some administration or coaching.

## Fall 2014 Enrolled Majors, Teaching Faculty & Graduates

# Rankings of the ten most popular traditional baccalaureate majors in 2014.

School	First Major	Instructional Faculty			Graduates		
		Contract Status					
Department/Program	Total	F-T*	P-T/Adj	Tot	FTE	Doc	Bac Assoc Grad
<b>Arts &amp; Humanities</b>	<b>207</b>	<b>17</b>	<b>26</b>	<b>43</b>	<b>24.55</b>	<b>16</b>	<b>58 1</b>
Art and Design <sup>5</sup>	60	3	5	8	3.81	0	18
Communication <sup>9</sup>	53	3	5	8	5.02	3	11
English and Modern Lang.	37	5	8	13	7.02	6	14
History and Political Sci.	32	3	0	3	2.92	3	6
Music	25	3	8	11	5.78	4	4 1
<b>Business</b>	<b>641</b>	<b>12</b>	<b>30</b>	<b>42</b>	<b>28.29</b>	<b>18</b>	<b>197 2 92</b>
Accounting	23						12
Business <sup>3</sup>	102	5	2	7	6.02	3	25 2
Business Admin (BBA)	318	1	25	26	10.45	6	160
<u>MBA</u>	196	6	3	9	11.81	9	88
<u>MSM</u>	2						4
<b>Education/Prof Stds</b>	<b>587</b>	<b>18</b>	<b>64</b>	<b>82</b>	<b>41.12</b>	<b>17</b>	<b>136 1 93</b>
Early Childhood Ed. <sup>7,5</sup>	84	6	18	24	13.78	5	21 1
Intervention Specialist	32						8
Middle Childhood Ed.	18						15
Exercise Studies	28						6
Physical Education	8	0	14	14	3.02	0	1
Sports Mgmt.	12						7
Family & Cons. Sci.	10	1	1	2	1.04	2	6
Social Work <sup>7,5</sup>	54	2	2	4	3.21	1	18
Social Work (deg. comp.)	185	2	16	18	7.24	1	54
<u>MAEd (ISG)</u>	40						24
<u>MAEd (CUI and ETP)</u>							9
<u>MAEd (PEL)</u>	66	7	13	20	12.84	8	60
Workshops/certificates	50						
<b>Natural/Social Sci.</b>	<b>323</b>	<b>17</b>	<b>6</b>	<b>23</b>	<b>20.45</b>	<b>16</b>	<b>53</b>
Biology <sup>2</sup>	124	6	0	6	5.90	5	17
Chemistry/Phy. Sci.	17	3	1	4	3.27	3	2
Computer Science <sup>10</sup>	40	2	0	2	2.89	2	5
Criminal Justice	39						9
Engineering	21	0	1	1	.50	0	
Mathematics	23	2	2	4	3.77	3	6
Psychology <sup>6</sup>	55	4	2	6	4.13	3	11
Sociology	4						3
<b>Nursing<sup>1</sup></b>	<b>173</b>	<b>5</b>	<b>2</b>	<b>7</b>	<b>6.87</b>	<b>1</b>	<b>21</b>
<b>Theology/Philosophy</b>	<b>116</b>	<b>7</b>	<b>19</b>	<b>26</b>	<b>11.05</b>	<b>14</b>	<b>31 26</b>
Christian Ministry <sup>4</sup>	91	2	9	11	3.24	3	24
Religion and Philosophy	11	5	5	10	6.14	6	7
<u>Min (PRT)</u>	14	0	5	5	1.67	5	26
<b>Other</b>	<b>96</b>	<b>0</b>	<b>16</b>	<b>16</b>	<b>9.45</b>	<b>5</b>	<b>5</b>
General Studies	1	0	7	7	3.94	1	5
Interdisciplinary Studies		0	9	9	5.51	4	
Undeclared	27						
Postsecondary	65						
Guests/Sr. Citizens	3						
<b>Subtotal</b>							<b>496 9 211</b>
<b>Total</b>	<b>2,143</b>	<b>76</b>	<b>163</b>	<b>239</b>	<b>141.81</b>	<b>87</b>	<b>716</b>

\* Includes faculty with F-T contracts that include some administration or coaching.





## FACULTY



2014 President's Award for  
Excellence in Teaching

Alexander Varughese, Ph.D.  
*Professor of Biblical Literature*



Amy M. Biggs, Ed.D.  
*Associate Professor of Education*

## Fall 2014 Faculty by Status:

Status	Full-time		Part-time	Adjunct	Total	
# Faculty	76	17*	19**	144	239	17*
<b>Total</b>	<b>93</b>		<b>163</b>		<b>256</b>	

\*Includes 2 administrators with part-time teaching.

\*\*Regular part-time teaching at least 12 hours.

## Rank and Salary of Full-Time Teaching Faculty:

Rank	Male		Female		Salary*	
Professor	28	72%	11	28%	\$63,415	48%
Assoc Prof	9	60%	6	40%	52,224	19%
Asst Prof	12	54%	10	45%	46,161	27%
Instructor			5	100%	38,108	4%
<b>Total</b>	<b>49</b>	<b>60%</b>	<b>32</b>	<b>40%</b>	<b>\$52,742</b>	<b>100%</b>

\*Merit and department chair pay not included; based on 9-month salary.

## Mean Age of F-T Teaching Faculty with Rank: 52

## Doctoral Degrees of F-T Teaching Faculty: 49/75=65%

## Mean Credit Hour Load for Traditional Undergraduates:

	Fall 2013	Spring 2014	Fall 2014
	14.03	13.73	13.93
<b>FTE Student/Faculty Ratio:</b>	<b>2012</b>	<b>2013</b>	<b>2014</b>
Undergraduate Traditional	12.6/1	12.8/1	13.7/1
Undergraduate Non-Traditional	22.2/1	21.9/1	16.0/1
Total Undergraduate	14.1/1	14.4/1	14.2/1
Graduate	16.8/1	11.8/1	11.7/1
<b>Grand Total</b>	<b>14.7/1</b>	<b>13.9/1</b>	<b>13.8/1</b>

Faculty and Staff Classification	Full-Time		Part-Time		Total	
<b>Faculty</b>	<b>92</b>	<b>88%</b>	<b>13</b>	<b>12%</b>	<b>105</b>	<b>31%</b>
Exec./Admin. Fac.*	11	100%			11	3%
Teaching Faculty	81	86%	13	14%	94	28%
<b>Staff</b>	<b>183</b>	<b>79%</b>	<b>49</b>	<b>21%</b>	<b>232</b>	<b>69%</b>
Exec/Admin/Mgr - Staff	31	100%			31	9%
Other Professionals	85	72%	33	28%	118	35%
Sec./Clerical	35	83%	7	17%	42	12%
Skilled Craft	10	100%			10	3%
Service/Maint.	22	71%	9	23%	31	9%
<b>Total**</b>	<b>275</b>	<b>82%</b>	<b>62</b>	<b>18%</b>	<b>337</b>	<b>100%</b>

\*F-T administrative faculty, including 2 with P-T teaching responsibilities.

\*\*Total MVNU F-T employees is 311 (204 staff/16 admin faculty/91 teaching faculty).



2014 Faculty Member  
of the Year

Yvonne R. Schultz, Ph.D.  
*Associate Professor of English*

## STAFF



2014 Staff Member  
of the Year

Marcy Rinehart, B.A.  
*WNZR Station Manager*

## ACADEMIC AFFAIRS

**Accreditation:** The Higher Learning Commission (2018-19)  
230 S. LaSalle, Suite 7-500, Chicago, IL 60604  
(800) 621-7440; [www.hlcommission.org](http://www.hlcommission.org)

## Courses Offered by Class Level: 2014-15

	0000	1000	2000	3000	4000	5000	6000	Total
	11	291	252	426	259	33	207	1,479
	.7%	19.7%	17.0%	28.8%	17.5%	2.2%	14.0%	100.0%

## Total Number of Classes Taught 2013-14: 1,532

Degrees Awarded:	2013		2014	
Associate	2	1%	9	1%
Bachelor	402	60%	496	69%
Master of Arts in Ed.	139	21%	93	13%
Master of Business Admin.	112	17%	84	12%
Master of Ministry	12	2%	26	4%
Master of Science in Mgt.	5	1%	8	1%
<b>Total (from 7/1 to 6/30)</b>	<b>672</b>	<b>100%</b>	<b>716</b>	<b>100%</b>

Library/ERC Holdings:	2013-14	2014-15
Volumes	101,531	100,950
Microfiche	11,100	0
Periodicals [Titles]	[271]	[215]
Non-print	3,905	3,962
Electronic Books	2,514	2,514
<b>Total*</b>	<b>119,321</b>	<b>107,641</b>

\*OhioLINK provides access to 17,000 electronic journal titles, 81,000 electronic books and 50 million library items.



## ANNUAL OPERATING BUDGET

	2013-14	2014-15
Revenue	Budget	Budget
Traditional tuition and fees	28,231,583	\$27,005,600
GPS tuition and fees	10,410,651	9,000,000
Traditional financial aid	-12,662,547	-13,462,500
GPS financial aid	-38,915	-10,000
<b>Net Revenue</b>	<b>25,940,772</b>	<b>22,533,100</b>
Church revenue	1,600,000	1,500,000
Gifts, grants, miscellaneous	637,800	622,800
Auxiliaries	7,280,220	7,117,720
Investment return	330,000	330,000
<b>Total revenue</b>	<b>\$35,788,792</b>	<b>\$32,103,620</b>
<b>Expenditures</b>		
Salaries, wages, and benefits	\$22,765,777	\$20,841,491
Service	3,785,365	3,658,365
Supplies	857,847	812,847
Meetings, transportation, and meals	2,995,074	2,995,074
Occupancy and office expense	2,686,976	2,122,911
Furn., equip., rental, maintenance	542,303	542,303
Miscellaneous	257,948	257,948
Reserve	572,582	600,000
Mandatory transfers (int. & prin. exp.)	812,459	1,062,459
Operating budget cut		-500,000
Capital expenditures	731,683	581,683
<b>Total*</b>	<b>\$36,008,014</b>	<b>\$32,975,081</b>
<b>Surplus (deficit)</b>	<b>-219,222</b>	<b>-871,461</b>

\* Does not include depreciation expense of \$2,400,000.

## UNIVERSITY ADVANCEMENT

Endowment Funds as of:	5/31/2013	5/31/2014
<b>General:</b>	\$1,961,611	\$2,057,692
<b>Restricted:</b>		
Scholarships	9,797,711	10,765,588
Energy Endowment	753,327	819,296
Other	1,341,012	1,438,337
<b>Total*</b>	<b>\$13,853,661</b>	<b>\$15,080,954</b>

\* Includes endowment funds held by MVNU's endowment managers and quasi-endowment funds held by MVNU.

### East Central Region Church Giving:

District as of:	5/31/2013	5/31/2014
Eastern Kentucky	\$ 81,224	\$ 76,580
East Ohio	146,946	139,163
North Central Ohio	279,047	233,913
Northwest Ohio	217,491	270,146
South Central Ohio	285,984	274,290
Southwest Ohio	308,840	267,694
West Virginia North	104,721	102,862
West Virginia South	135,035	117,195
<b>Total</b>	<b>\$1,559,228</b>	<b>\$1,481,842</b>

## CAMPUS MINISTRIES

### Mission Trip Participants

Belize	14
Swaziland	11
Florida	35
Turkey Creek	15

### CoSMO

There are 16 ministries called CoSMO (Community Service and Ministry Opportunities). These groups serve children, teens, the developmentally disabled, and the elderly. In 2013-14, about 300 students were involved.

### M2450

The 2014-15 M2540 mission initiative focuses are as follows:

September	Knox Education
October	Swaziland
November	Knox Needs (Food for the Hungry)
February	Belize Student Scholarships
March	Belize Water Coalition

### Campus Ministries

The Campus Ministries division offers a mentoring program, upperclassmen spiritual retreats, and three new evening services: Practicing Spiritual Disciplines, Word and Table, and Worship in Song and Scripture.

## CAMPUS FACILITIES

Building	Const.	Renov.	Building	Const.	Renov.
<b>Academic Classroom:</b>			<b>General Service cont.:</b>		
Buchwald Center	1904	2009	Central Complex	1976	1992
Hunter Hall	1940	2011	Student Health Services	1977	2007
Faculty Hall	1970	2003	Cougar Corner Bookstore	1984	1996
Regents Hall	1984	2011	Chapel/Fine Arts Cntr.	1989	1991
Jetter School of Business	1990	2008	Welcome Center	1992	
Jennie K. Moore	2000	2004	Campus Storage	1994	
<b>Administrative:</b>			Library/Lrn. Res. Cntr.	1996	2008
Lakeholm Admin.	1870	2007	Indoor Hitting Fac.	1998	
Founders Hall	1968	2008	Morrison Facilities	2011	
Parry Business Services	1977	1996	Ariel Arena	2013	
Academic Services	1978	2005	225 South Main Street	1920	
<b>General Service:</b>			<b>Student Housing:</b>		
Historical Ice House	1870	1997	Pioneer Hall	1968	2005
The Barn	1930	2008	Oakwood Hall	1969	2005
President's Gst. House	1950	1998	Galloway Hall	1972	2005
Hyson Campus Center	1968	2011	Redwood Hall	1998	
Glen Road Apartments	1968		Cedar Apts. (3)	1975	2008
Division Street Apartments	1968		Maplewood Apts. (3)	1976	2008
Couchenour House	1968	2004	Elmwood Apts. (3)	1977	
Prince Student Union/	1969	2004	Birch Apts. (3)	1988	1994
Gym/Donoho Rec. Center			Spruce Apts. (2)	1994	
			Rosewood Apts. (3)	1995	1996
			Cypress Apts. (2)	2000	
			<b>Total # of Acres:</b>	406	





*Life Changing*

## SENIOR LEADERSHIP TEAM

Henry W. Spaulding II, *President and Chief Executive Officer*

B. Barnett Cochran, *Vice President for Academic Affairs  
and Chief Academic Officer*

Robert P. Hamill, *Vice President for Finance and Chief Financial Officer*

Scott A. Peterson, *Vice President for University Relations*

Brock C. Schroeder, *Vice President for Graduate  
and Professional Studies and Enrollment*

Lanette M. Sessink, *Vice President for Student Life*

800 Martinsburg Road, Mount Vernon, OH 43050  
Tele. (740) 392-6868 Fax (740) 397-2769 [www.mvnu.edu](http://www.mvnu.edu)

*Prepared by*  
Institutional Effectiveness Office  
Randie Timpe, Assistant to the President (ext. 4122)